


**T34/76**



**Model 1942 Factory No.112**

\*\*THIS MODEL IS DESIGNED BY TEAM NIITAKAYAMA.

The Russian Army participated in the Spanish Civil War under the name of "volunteers". Although in relatively small number (less than 700), they operated Soviet-made T-26 and BT tanks fought for the Republicans. Valuable experiences were learnt in the battlefield despite superior firepower and maneuverability, Russian tanks also expressed their weakness in defensive capability. Many issues were found in actions - they were easily fell victim to anti-tank weapons, also lack of effective inter-vehicle communication system, as well as limited forward-looking view and inappropriate armour arrangements.

In November 1937, a new assignment was given to the KhPZ factory in Kharkov. The Russian Army will need a new replacement for BT tanks to deploy as quickly as possible. The Christie chassis, with superior cross-field capability, was adopted. Designated A-20, the prototype tank had an 8x6-wheel convertible drive, which allowed it to operate without caterpillar tracks. Various of armaments and armours were installed. By 1939, based on experience learnt from Soviet-Finnish War, complicated wheel convertible system was relinquished to save up space so that thicker armours and heavier armaments can be carried. The new prototype tank, designated A-34, was demonstrated in Moscow in March 1940. Mass production was introduced in June after some shortcomings were corrected, and it was formally designated T-34.

The T-34 equipped with well-sloped armour, rear-driving systems, which saved up space for transmission axis, resulting a lower height. Benefited from large diameter road wheels plus wide tracks, the T-34 had higher cross-field speed and lower ground pressure. With equipped a 76.2mm cannon, the T-34 was able to confront German Army III and IV tanks, which came with relative weaker firepower.

To escape German's invasion of Russia, many factories were moving to inland, also due to lack of material as well as simplified mass production procedure, the T-34s were different from one to another. Keeping easy for mass production in its original design, and integrated with various advantages, the T-34 won a reputation of 'the weapon that change the war'. It was at perfect balance among attack, defense and mobility. Its evolutionary development led directly to subsequent tanks.

ソビエト陸軍は、義勇兵の名のもとにスペイン内戦に派兵、その際700輦以下という比較的少ない数ではあったが、T-26やBTといったソビエト製戦車が人民戦線側で戦闘に参加したのであった。ソビエト軍はこの実戦において貴重な経験を得ることとなった。彼らの戦車は優れた火力と操作性を発揮したものの、防御面においての弱点が明らかになり、戦闘中に多くの問題が発生した。それは、「対戦車砲により容易に撃破される脆弱性」「車輛間相互の通信連絡機器の欠如」「限定された視界」「不適切な装甲配置」などであった。

1937年11月、ハリコフのKhPZ(ハリコフ機関車工場)に対してソビエト陸軍から新たな課題が与えられた。BT戦車に替えて配備する新たな戦車を可及的速やかに開発せよとのものであった。

優れた走破性を持つ、クリスティ式懸架装置が採用されたA-20試作戦車は、キャタピラを取り外して車輪だけでも走行機構が採用され、様々な武装と装甲が取り付けられた。フィンランドとの戦争での経験に基づいて、1939年までに複雑な走輪装置は排除された。このおかげで、より厚い装甲と大きな武装を搭載することが可能になったのだ。新しい試作戦車A-34は、1940年3月モスクワでテストを受け、いくつかの問題点の修正の後、6月より正式にT-34戦車として量産が開始されたのだ。

T-34戦車は、良好な傾斜装甲を持ち、トランスミッション軸を省ける後輪駆動を採用して重量軽減を果たしていた。大直径の転輪と幅広のキャタピラにより、高い不整地走行スピードと低接地圧を実現、76.2mmカノン砲を装備したことにより、火力カノン砲を装備したことにより、火力に劣るドイツ軍のIII号、IV号戦車に対抗することが出来たのである。

ドイツ軍の侵攻が始まると、多くの工場が内陸部へと疎開した。部材の不足と、生産方法の簡素化のため生産方法の簡素化のために、T-34戦車は実に多くのタイプが生み出されたのだ。大量生産に適した設計と多くの優れた特徴により、T-34戦車は「戦争を変えた兵器」とまでいわれるほど高い名声を得た。攻撃力、防御力、機動力が完璧なバランスをもって融合しており、防御力、機動力が完璧なバランスをもって融合しており、その後の戦車の開発に革命的な影響を与えたのであった。

在1937年西班牙的內戰中,以志願軍名義參與的蘇聯軍隊首度經歷了機械化作戰,並藉此次戰役汲取了重要的經驗,是役中蘇聯投入的T-26與BT系列戰車固然在機動力及火力上表現傑出,但在防禦力上卻顯得薄弱,在伴隨步兵行動時容易遭到敵軍的反裝甲武器摧毀。另外車間的通訊困難,裝甲配置不盡合理與車內視野不佳等問題都在實戰中曝露出來。

1937年的11月卡爾可夫(Kharkov)機車廠(183廠)接受了一項研製新型戰車的任務,為了能在廣袤的蘇聯土地上迅速開展,擁有傑出越野性能表現的克里斯蒂懸吊被新型戰車所採用,最初的原型車以輪履混合與純履帶、不同的搭載火炮及裝甲配置來進行測試,後來受1939年的蘇芬戰爭所得到的教訓,捨棄了較為複雜的輪履兩用行動裝置,以節省下的空間與重量提升裝甲的厚度與火炮的口徑。1940年的3月份,以A34為代號的原型車在莫斯科進行的展示獲得滿意的成績,在改善若干缺點後於6月份正式投產,並被正式命名為T-34。

T-34全車大量利用傾斜裝甲,驅動輪採後置,故而省略了傳動軸的空間進而降低了車身的高度;大直徑的承載輪配合寬幅的履帶使得T-34擁有較高的越野速度與有效的降低接地壓力,加上所搭載的76.2mm火炮,在大戰初期能夠從容的應付德軍火力尚顯貧弱的III、IV號戰車。

德蘇戰爭爆發後,許多戰車工廠為避免受到戰火的波及,紛紛採取向內陸移轉的措施,同時由於原料的匱乏與工藝與生產流程的簡化,使得各個工廠因其客觀條件不同,而生產出各有差異的T-34;由於T-34利於大量生產,與種種性能上的優勢,使得T-34堪稱為二次大戰中在火力、機動力與防禦力三者均衡達到極致的戰車,其先進的設計理念並對後繼的戰車產生深遠的影響。

### Illustration:圖示說明



### Method For Applying Decals:

1. Clean Model Surface With Wet Cloth.
2. Cut Out Of Decal Sheet And Dip Them In Water For 15 Seconds.
3. Place it on proper position on model.
4. Slide off base paper leaving decals On Model With Wet Finger Tip.
5. Move Decals To Exact Position, Push Out Excess Water Under Decal With Soft Cotton Cloth.
6. When Decals Get Dry Then Complete.

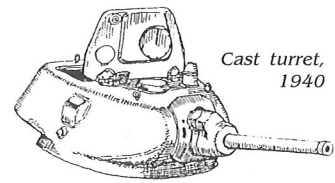

### 水貼紙使用說明:

1. 將模型表面擦乾淨
2. 將貼紙剪下泡入清水中約15秒
3. 將泡濕之貼紙取出置於欲貼處旁
4. 用指尖輕推貼紙表面使其滑出底紙
5. 將貼紙調整至適當位置並輕擦拭水份
6. 待其自然乾燥後即完成

### Color list: 塗料表

Color	Brand	Gunze Sangyo			Humbrol	Revell	Life Color
		Hobby Color	Mr. Color	Mr. Color Spray			
Russian green(1) 蘇軍綠			C-135				
Russian green(2) 蘇軍綠			C-136			UA91	
Steel 黑鐵		H-18	C-28	J-28	53	91	LC76
Tire black 輪胎黑		H-77	C-33+C-62		85	302	LC02
Red 紅		H-3	C-3	J-3	19	31	LC56
Flat white 消光白		H-11	C-62	J-62	34	05	LC01
Flat black 消光黑		H-12	C-33	J-33	33	8	
Brass 黃銅		H-9	C-9	J-9	54	92	LC75
Aluminum 鋁			MC-218		27001-6	99	
Silver 銀		H-8	C-8	J-8	11	90	LC74
Orange 橘		H-14	C-59		18	30	LC55

# Russian T34/76 Tank

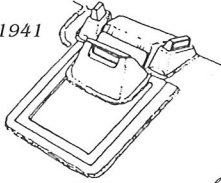


Cast turret, 1940

## Driver's hatch

No 183 Factory, Model 1940

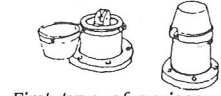
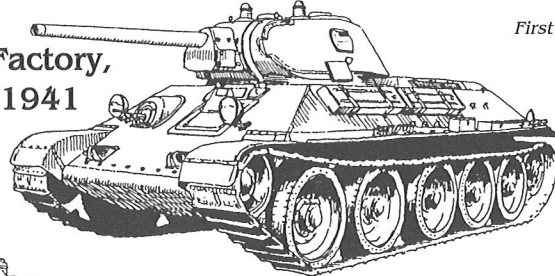
1940-1941



1941-



No 183 Factory, Model 1941



First type of periscope cover



Later model of periscope cover


## Towing hook



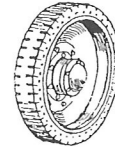
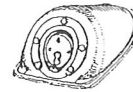
1940-1941



1941-early 1942



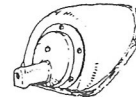
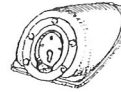
STZ, Model 1942



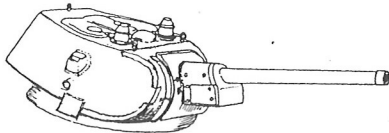
1940-1941 Road wheel



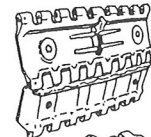
Cast wheel



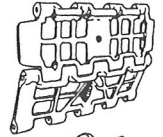
The bow machine gun



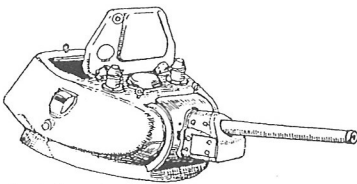
Welded turret, No 183 Factory, spring/summer 1941




STZ type of track (1941)




Ural type of track




Cast turret, 1941-spring 1942



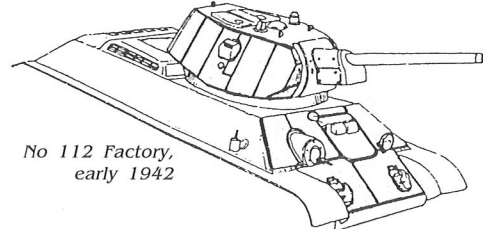
No 183 Factory, Model 1942



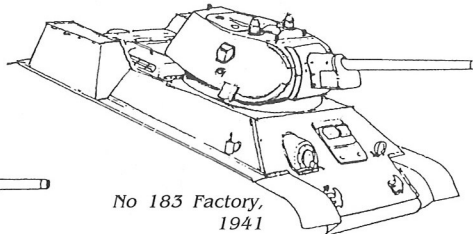
STZ type of track (1941)



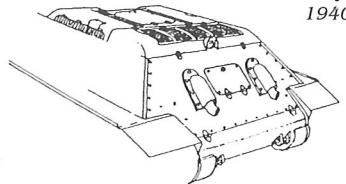
Ural type of track




No 112 Factory, early 1942



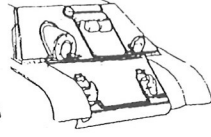
No 183 Factory, 1941



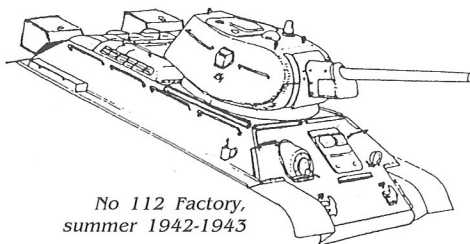
No 183 Factory, 1940



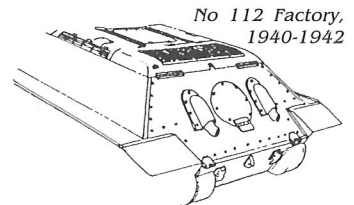
No 183 Factory, early 1942



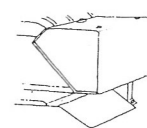
STZ Factory, early 1942



No 112 Factory, summer 1942-1943



No 112 Factory, 1940-1942

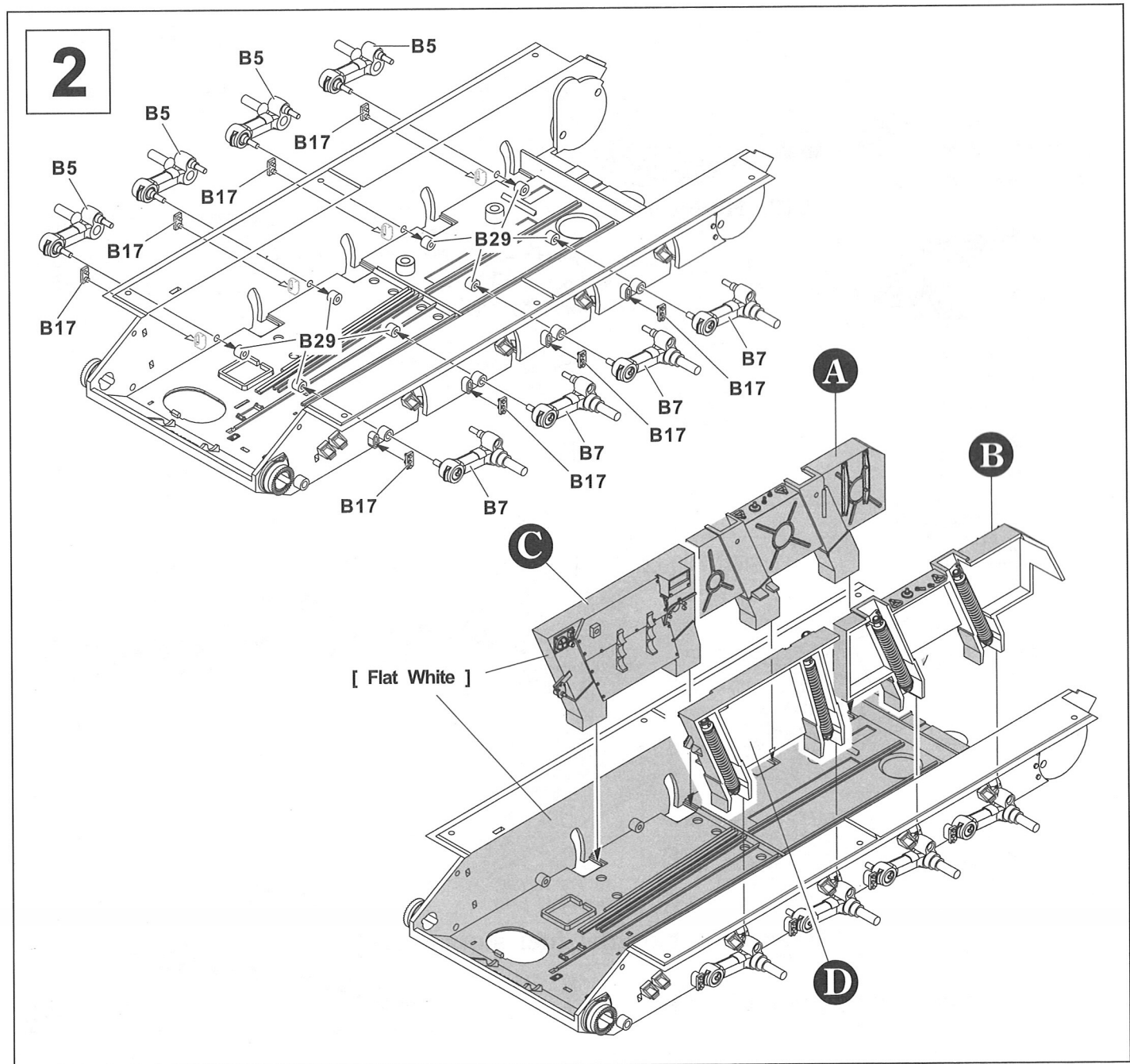
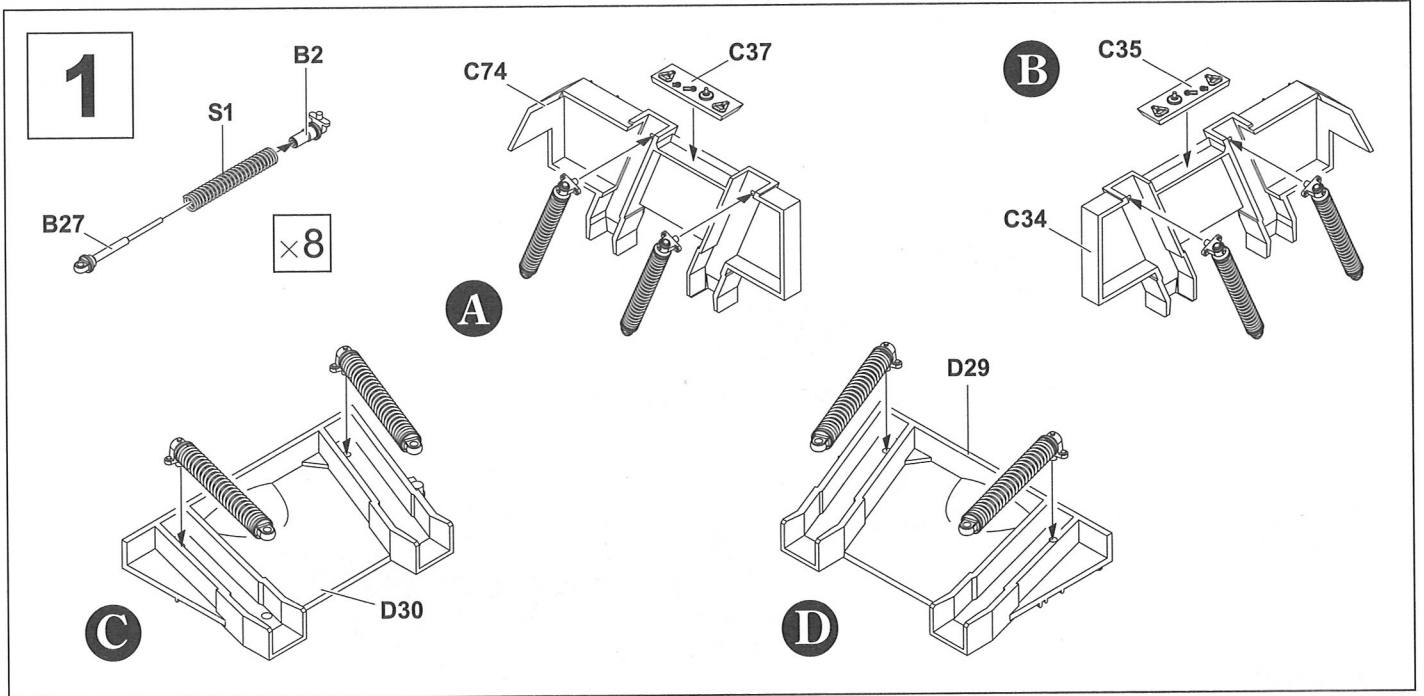


## External fuel storage tank

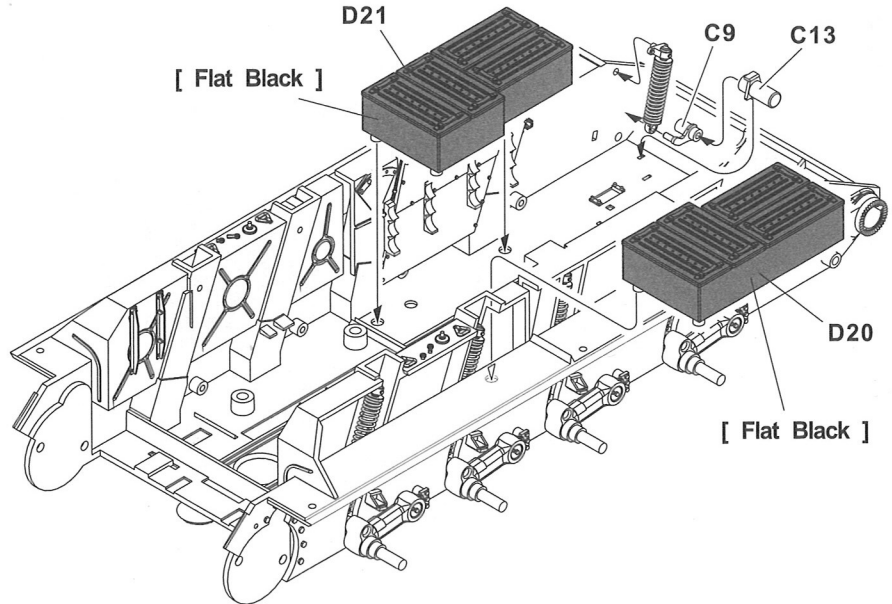
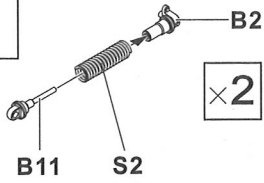
## The additional front armor of T34

*Shin.ueda*

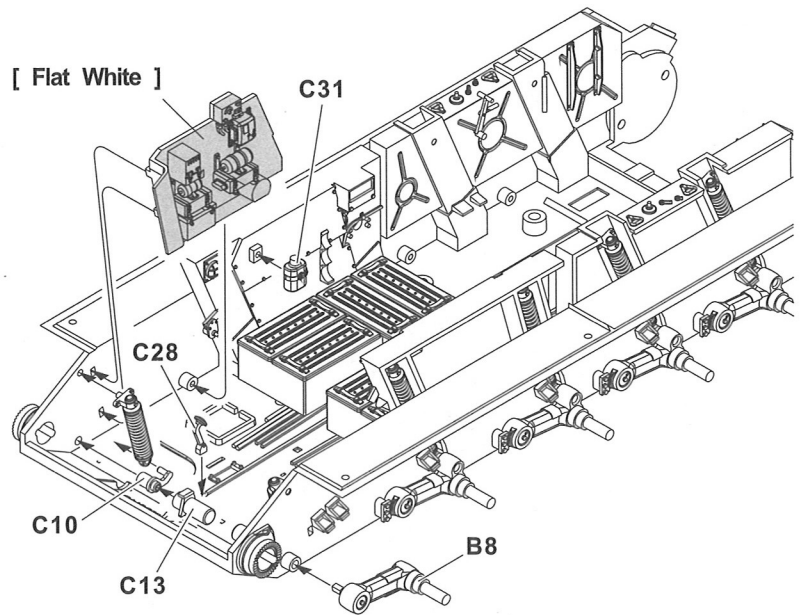
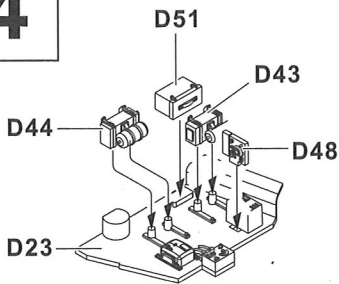
上田 信



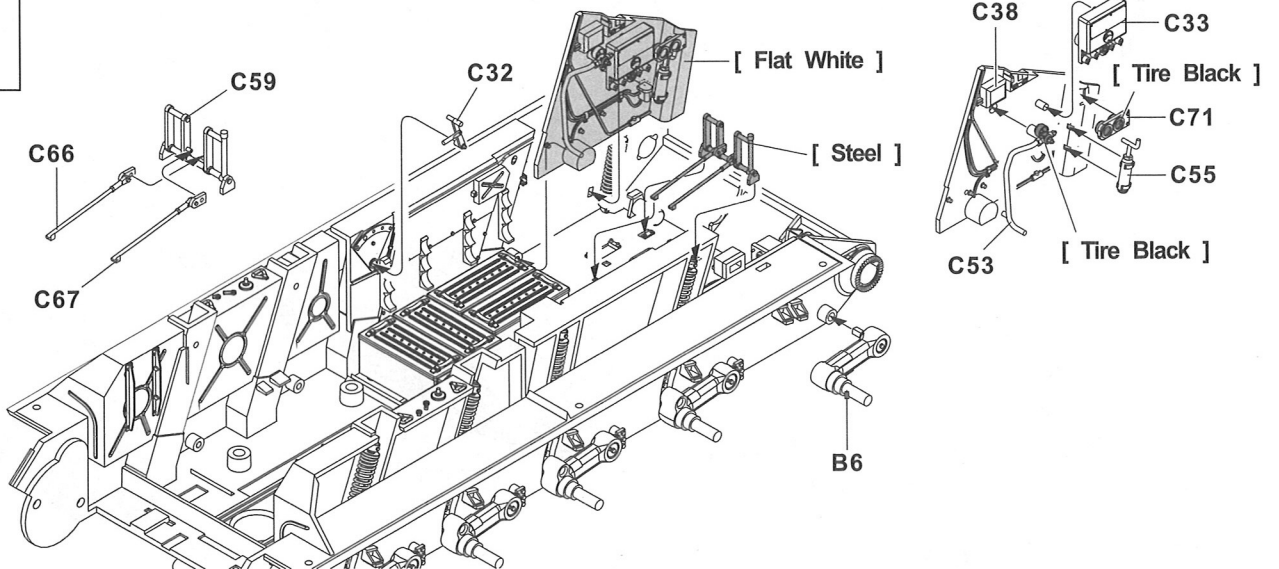
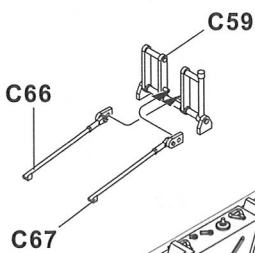
3



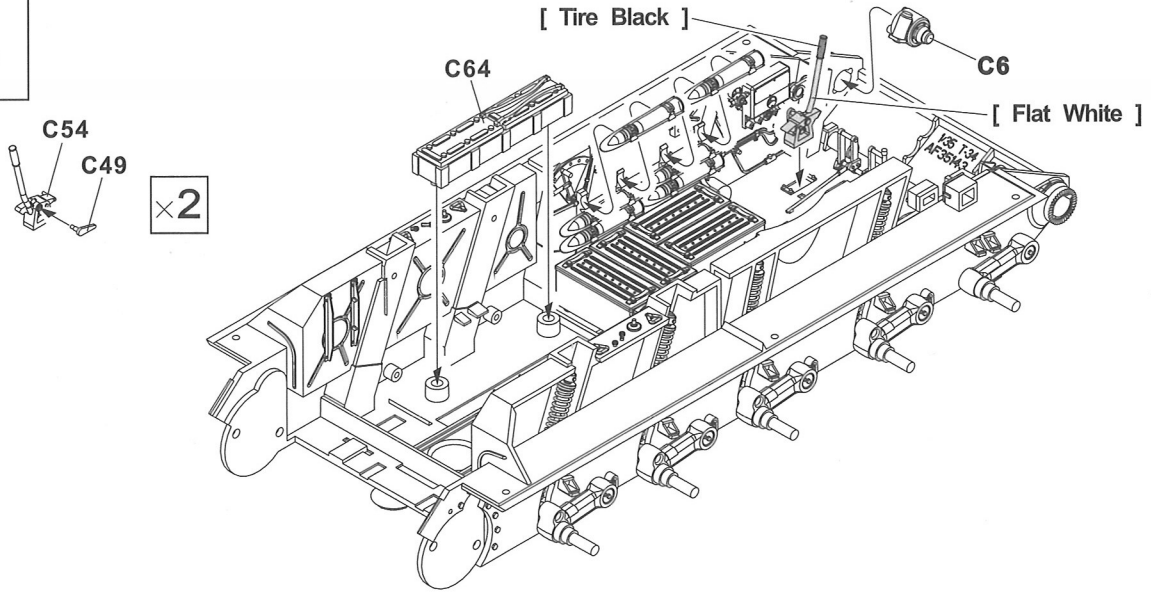
4



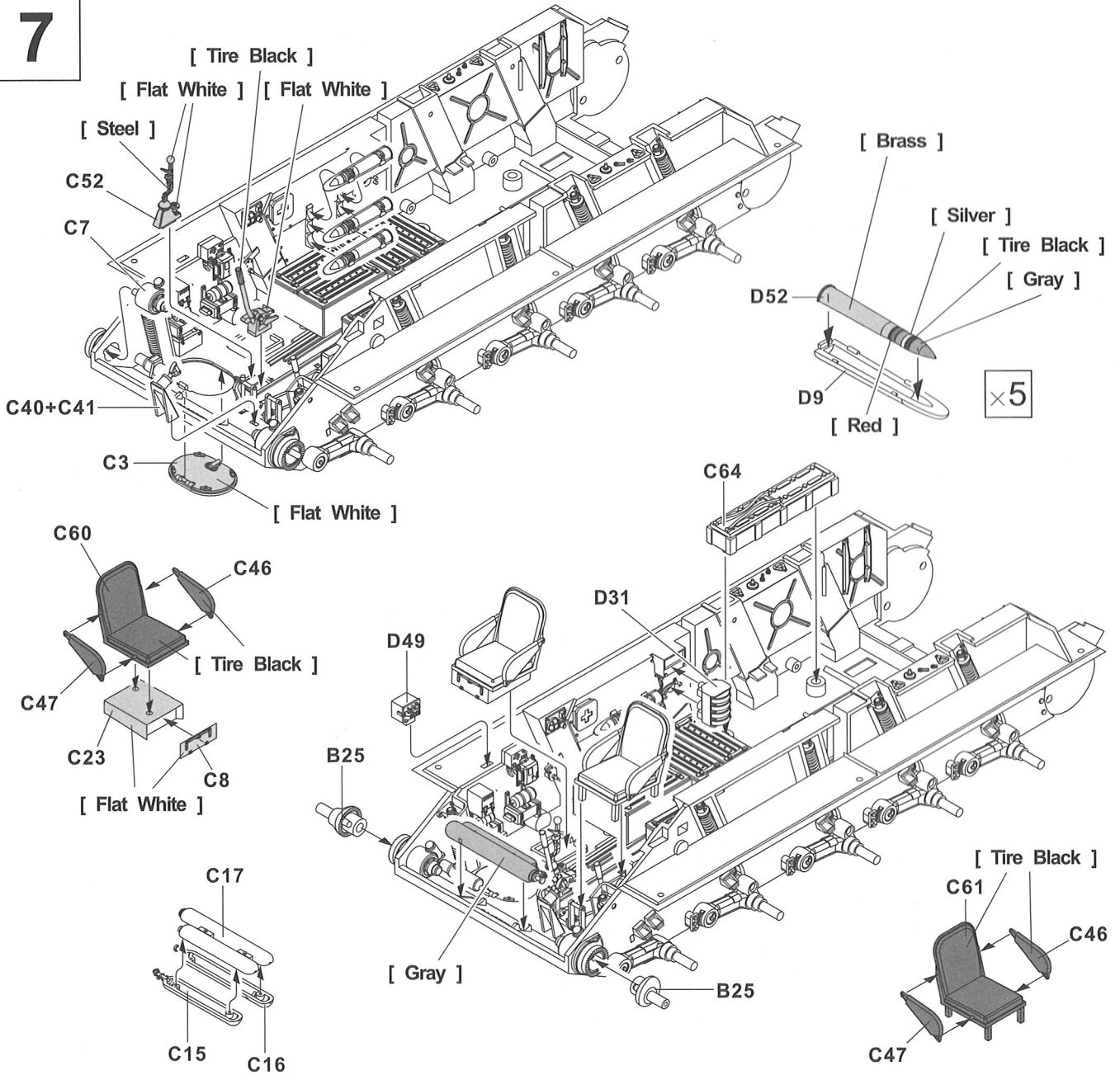
5



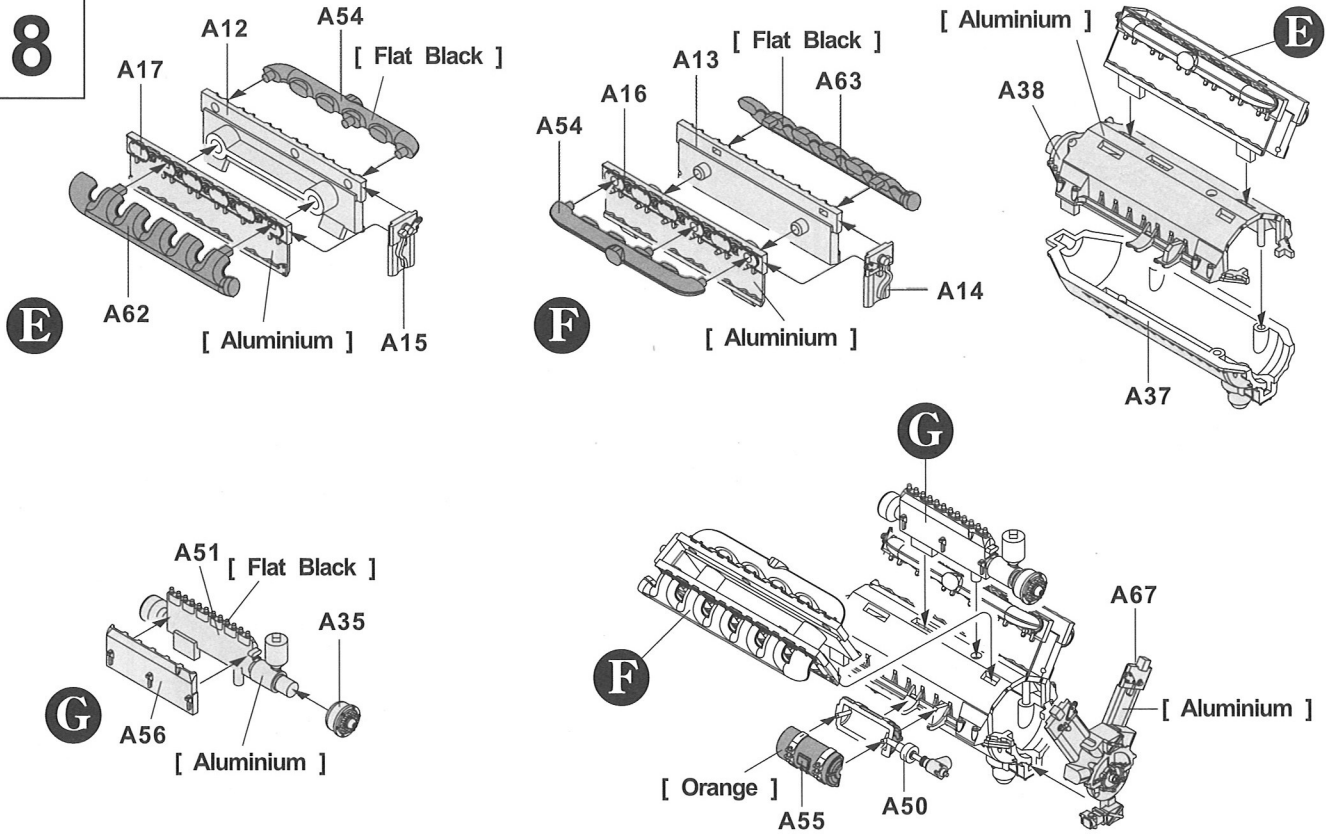
6



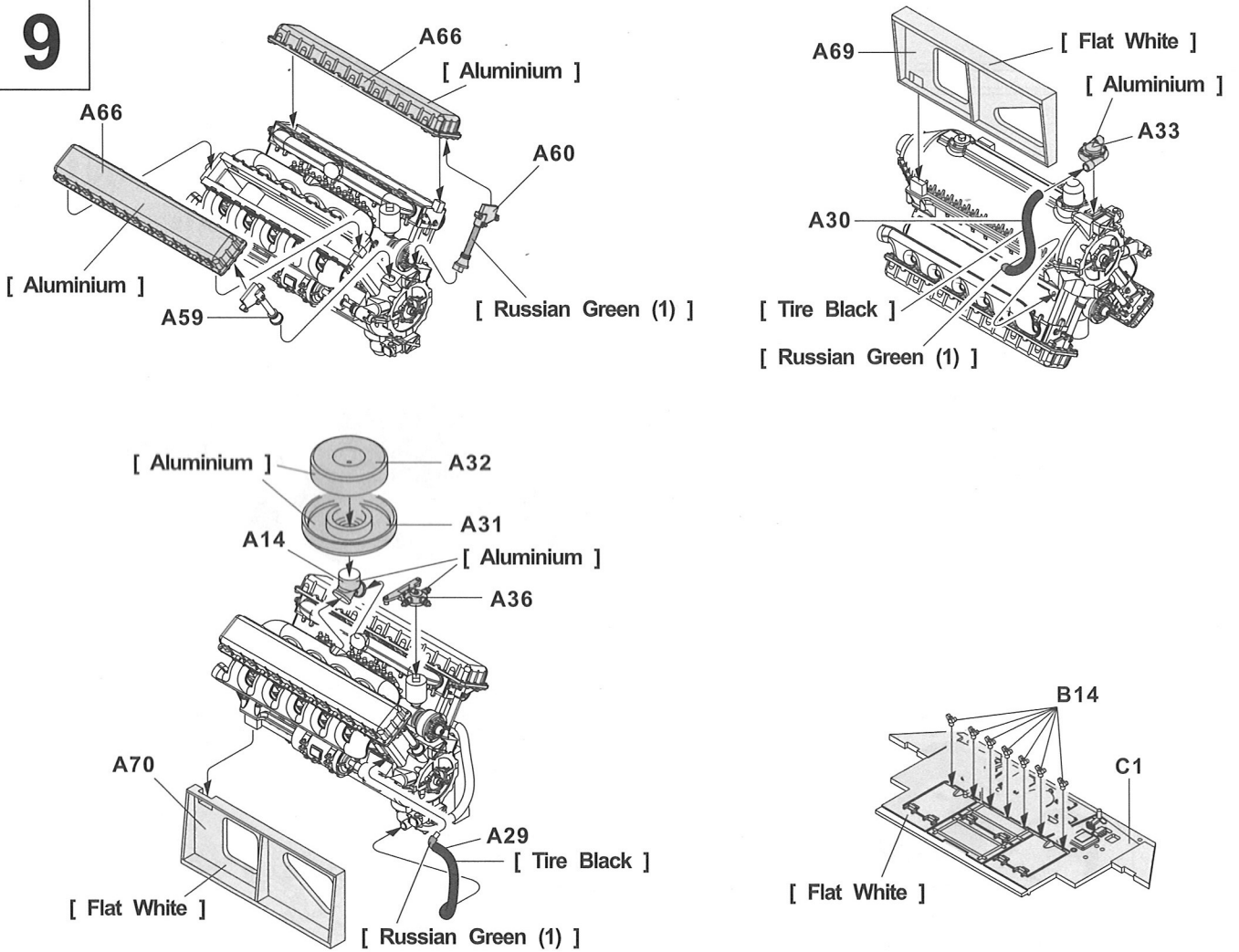
7



8

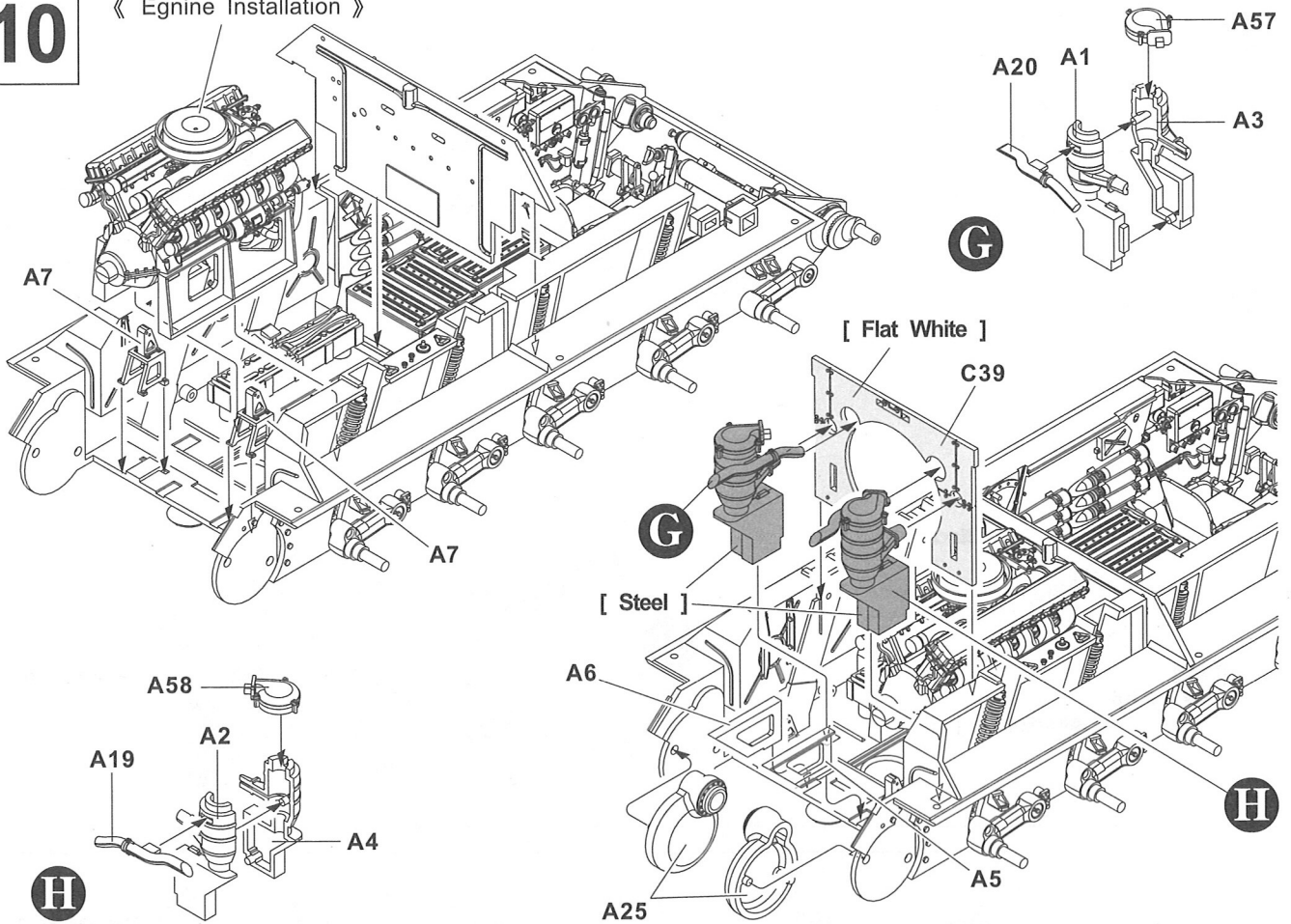


9

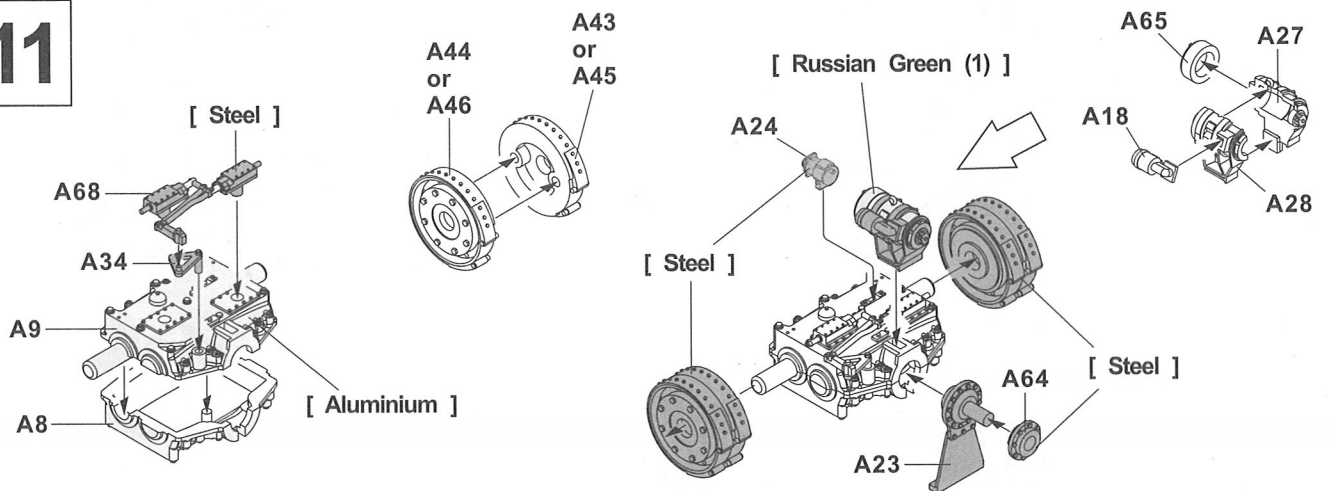


# 10

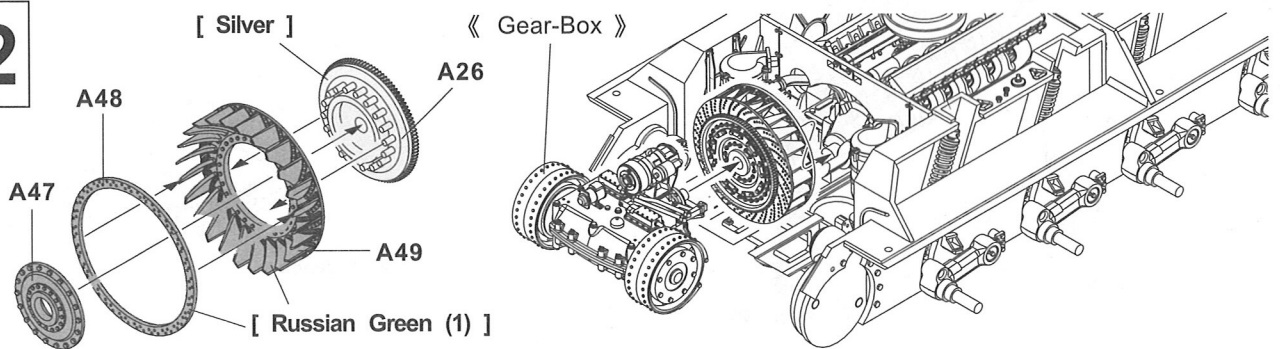
## « Engine Installation »



# 11

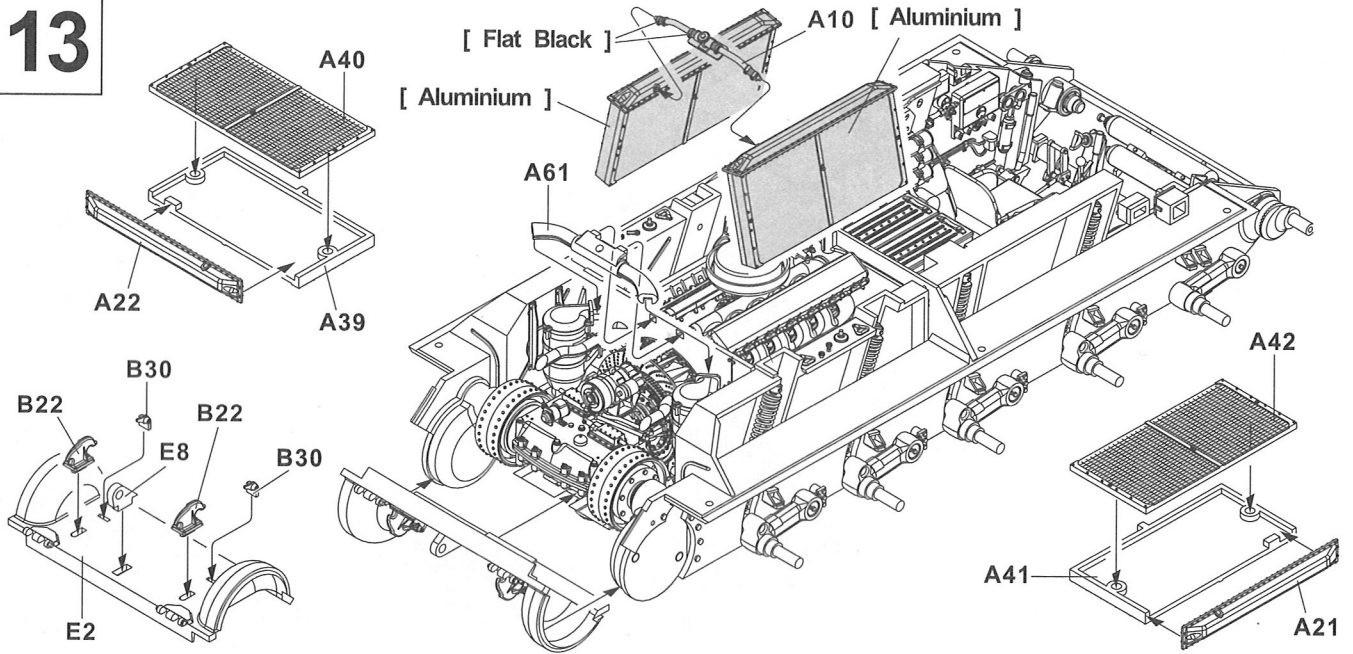


# 12

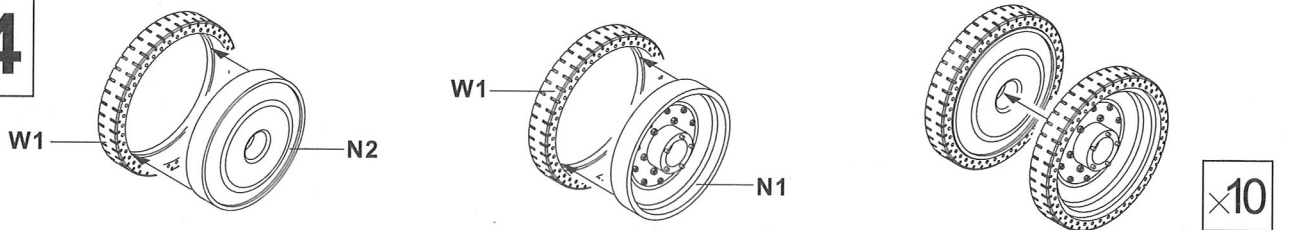




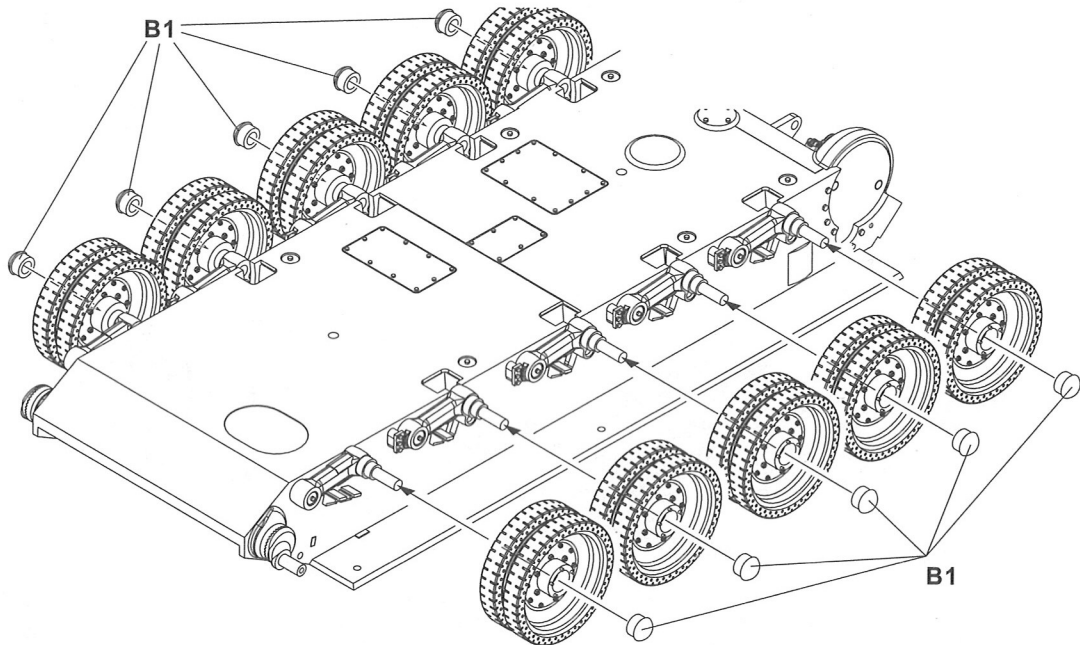
13



14



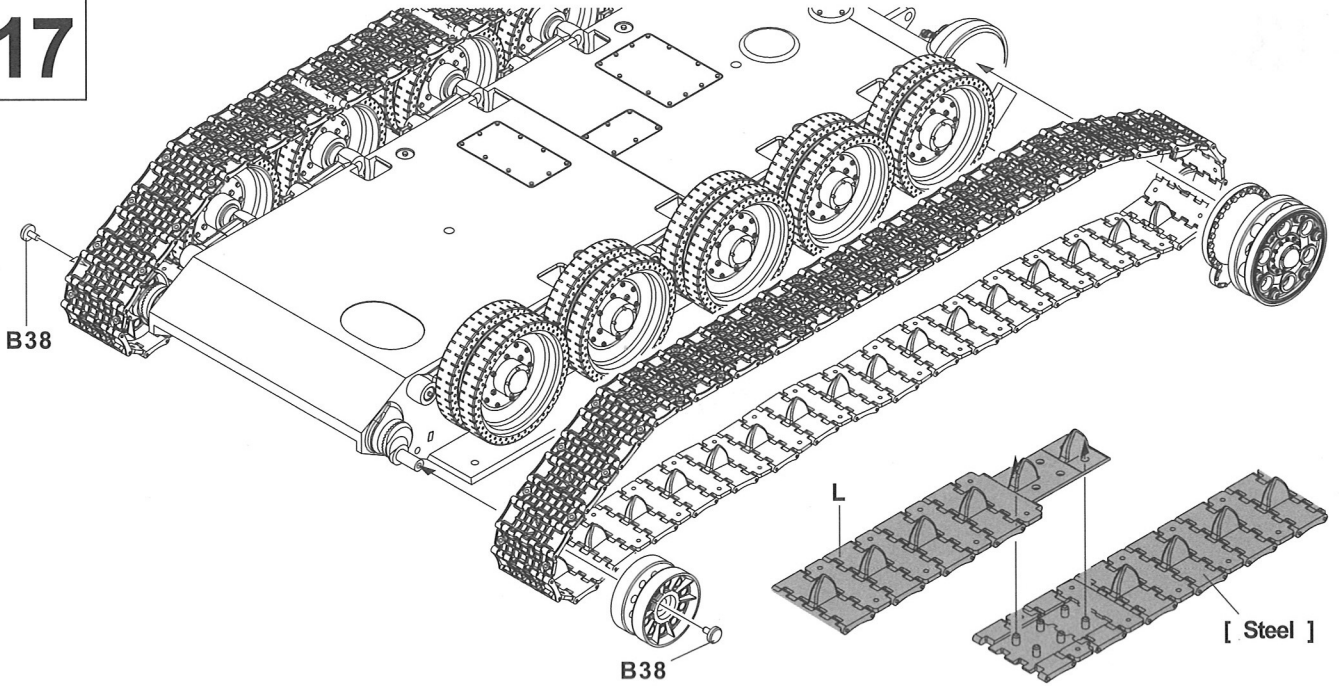
15



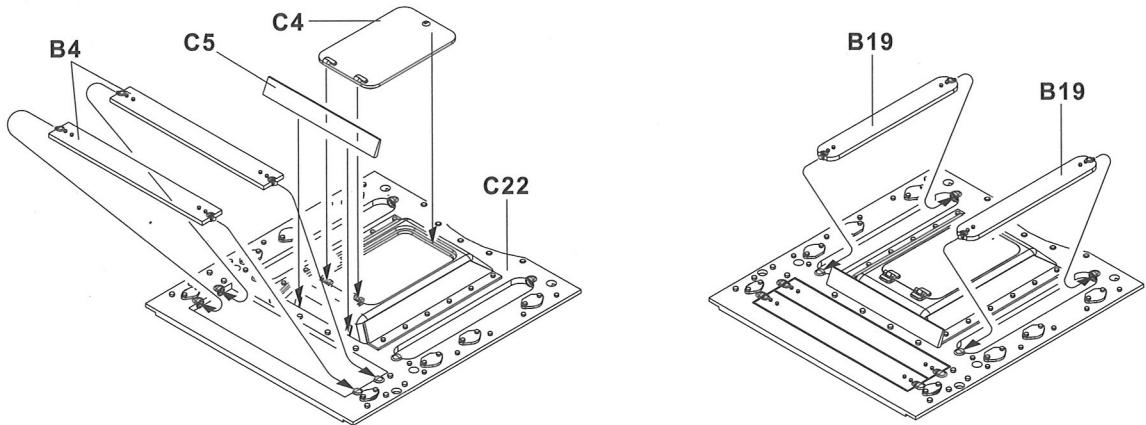
16



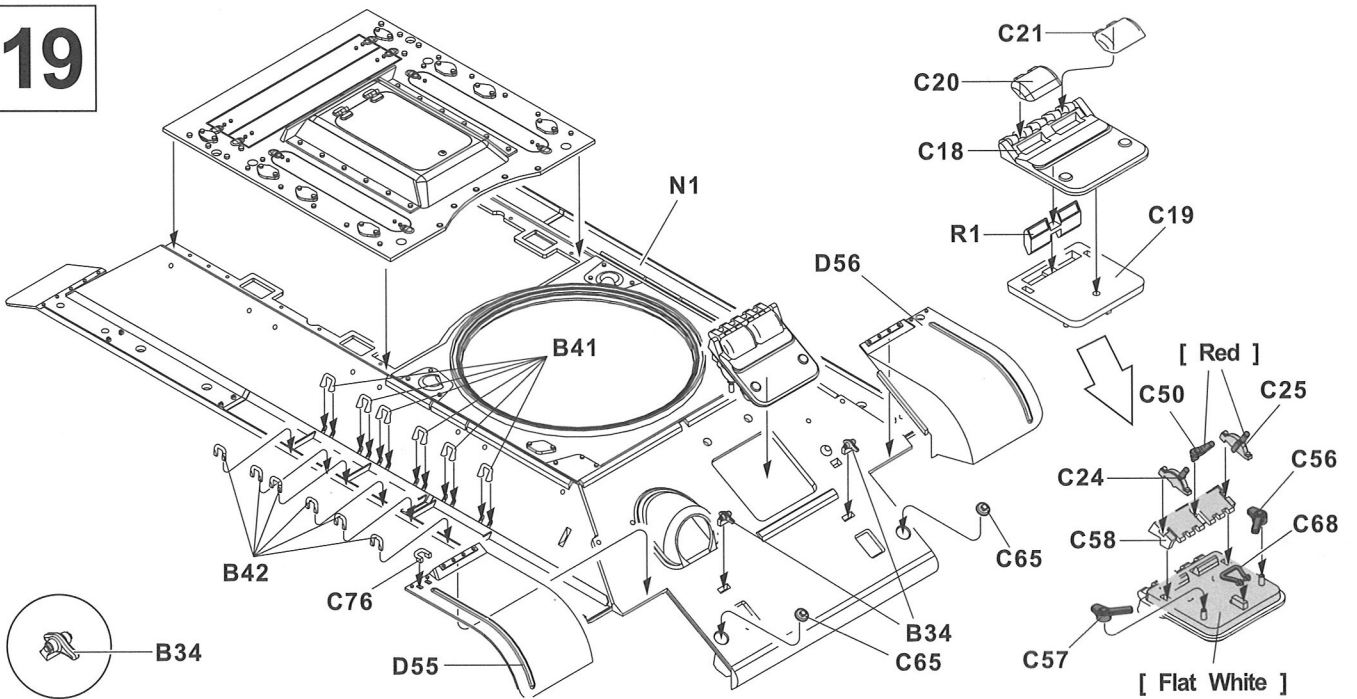
17



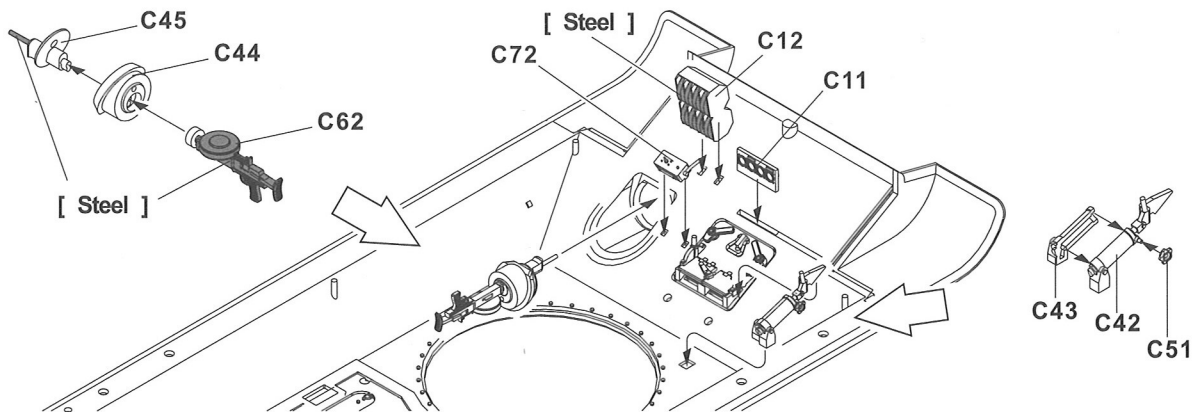
18



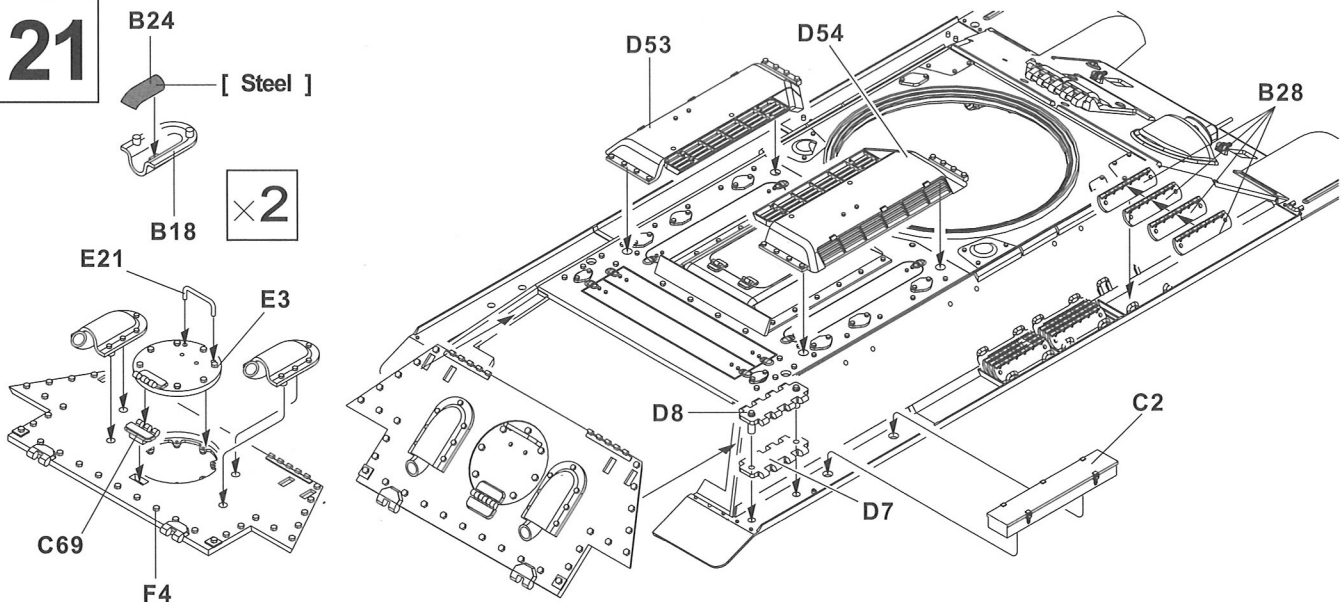
19



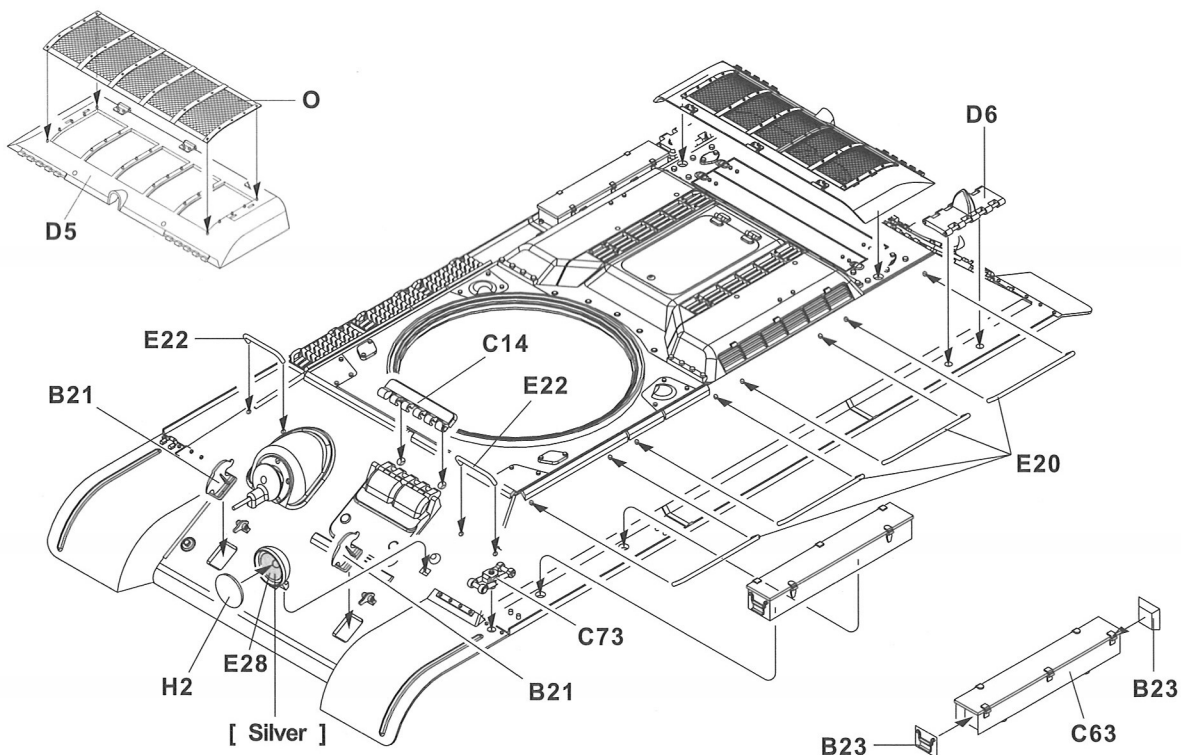
20



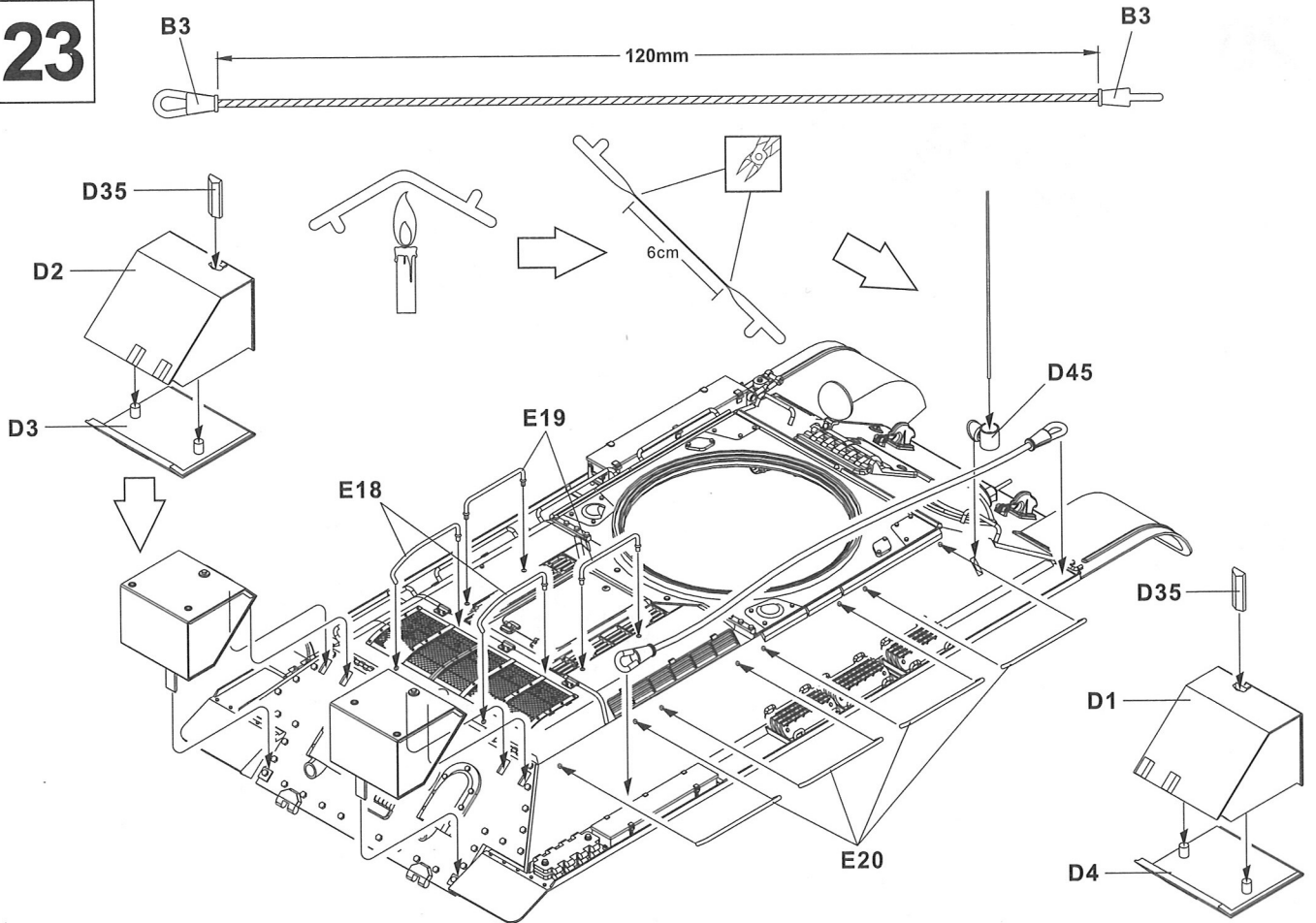
21



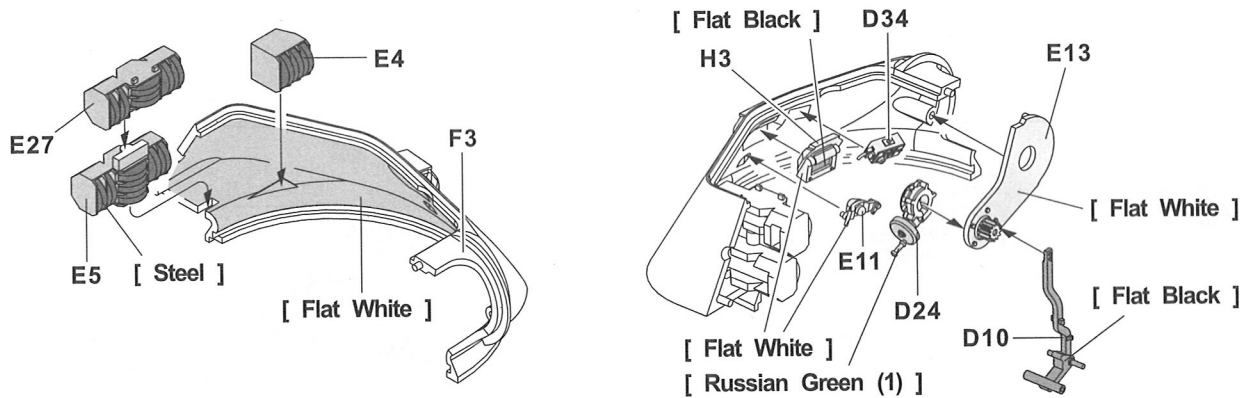
22



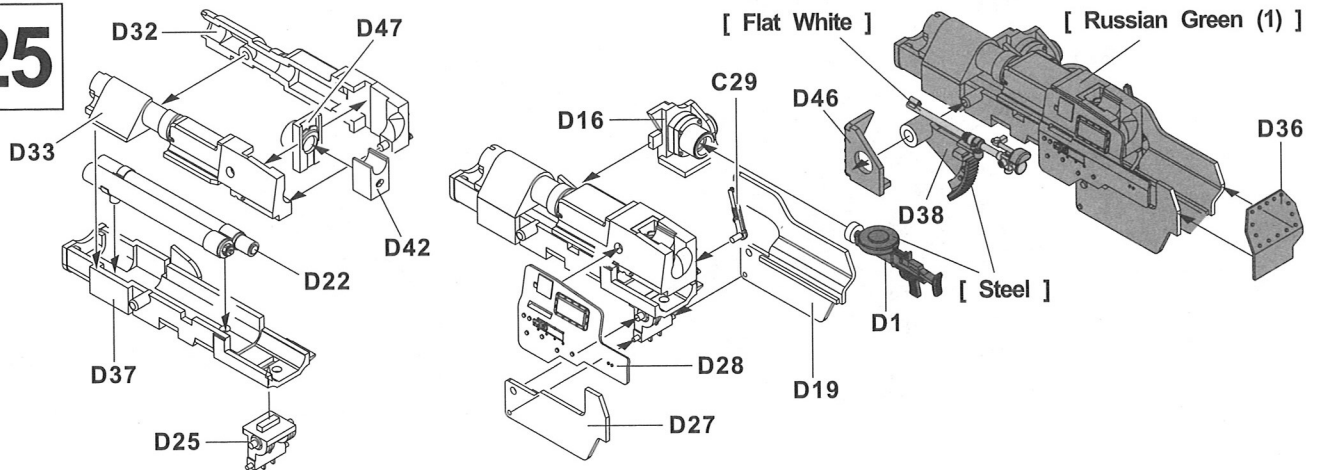
23



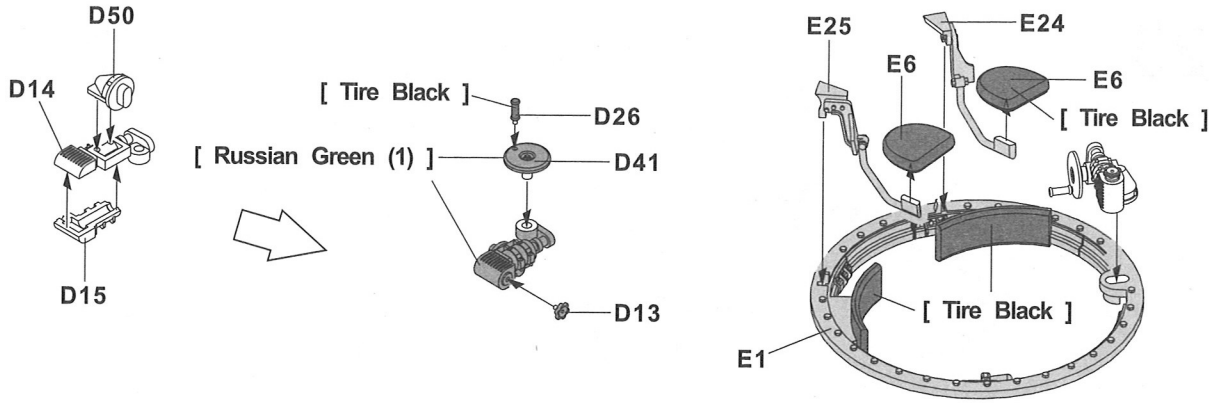
24



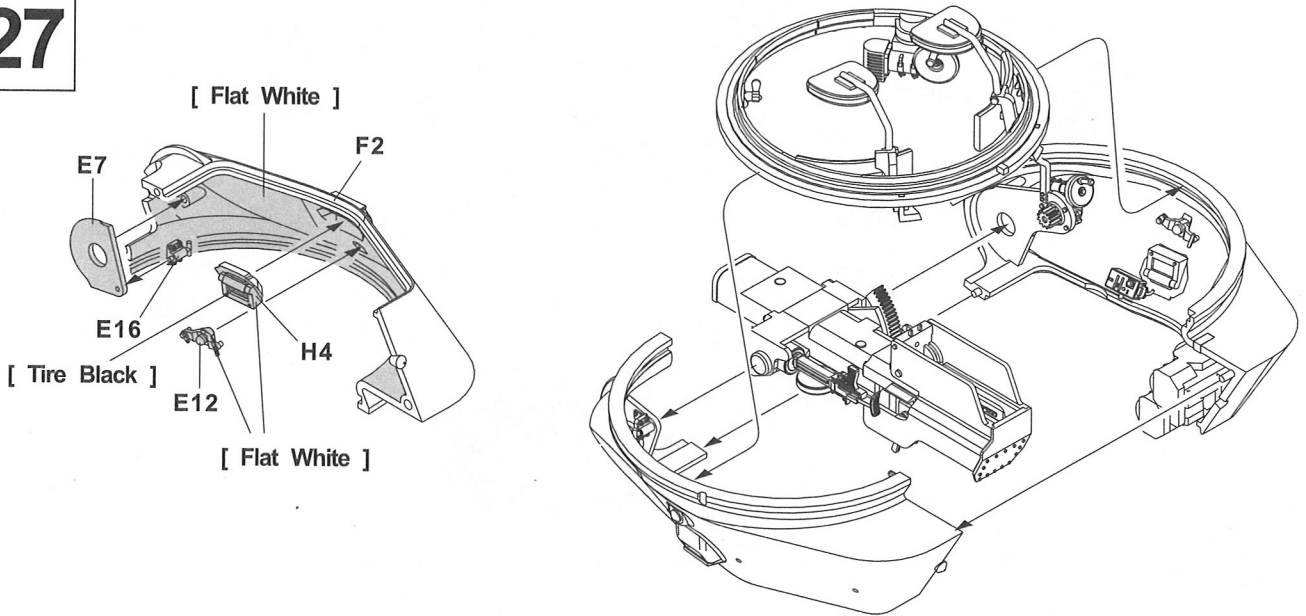
25



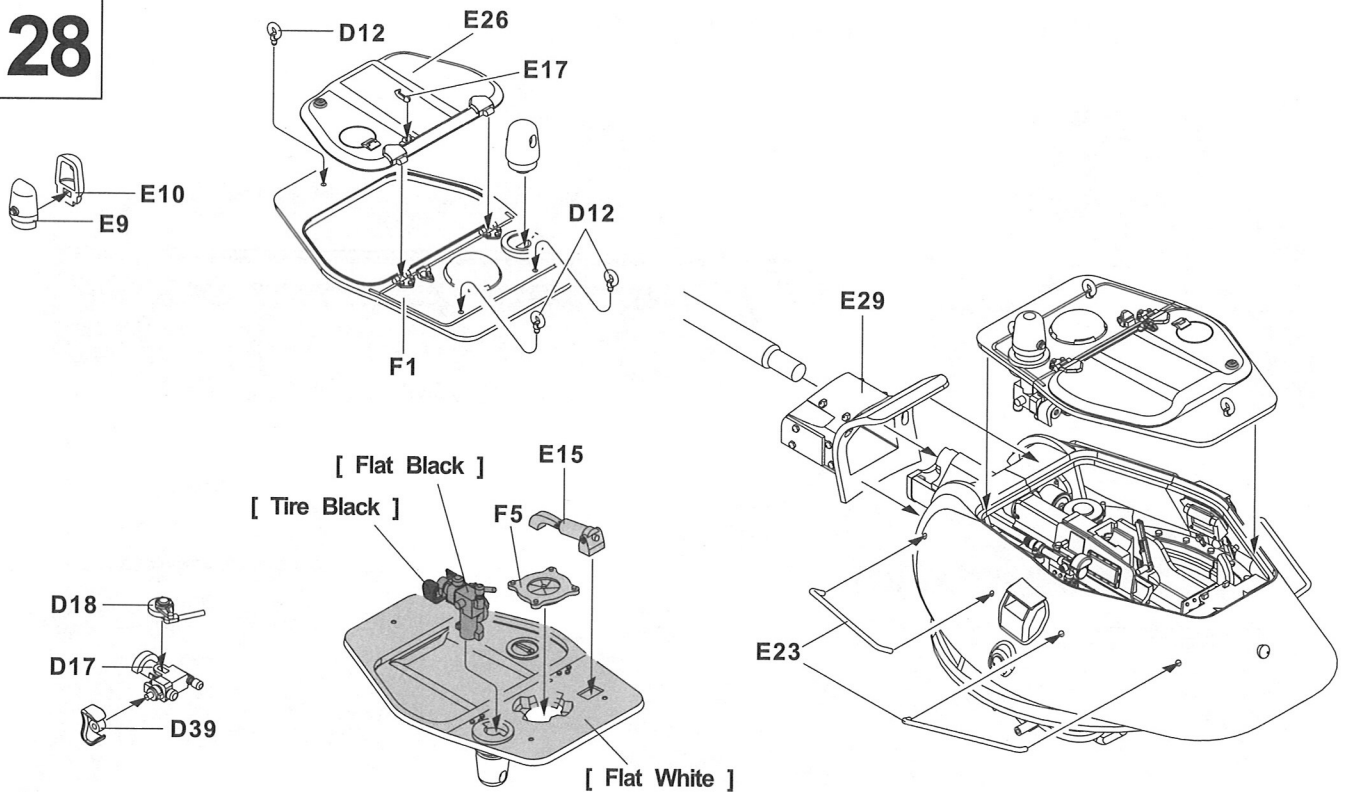
26

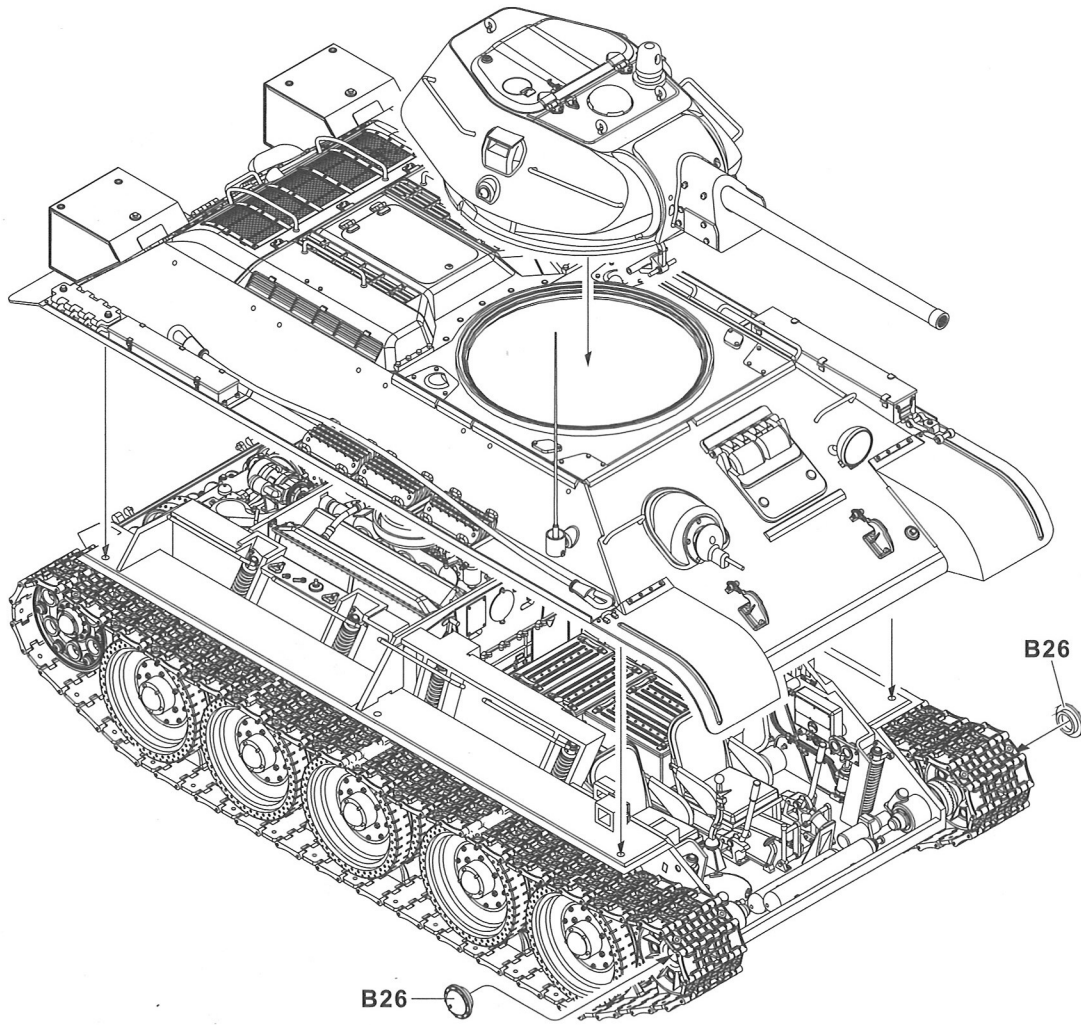


27



28



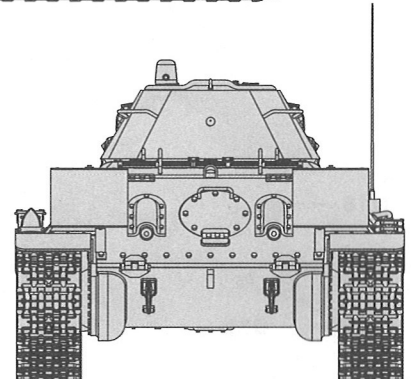
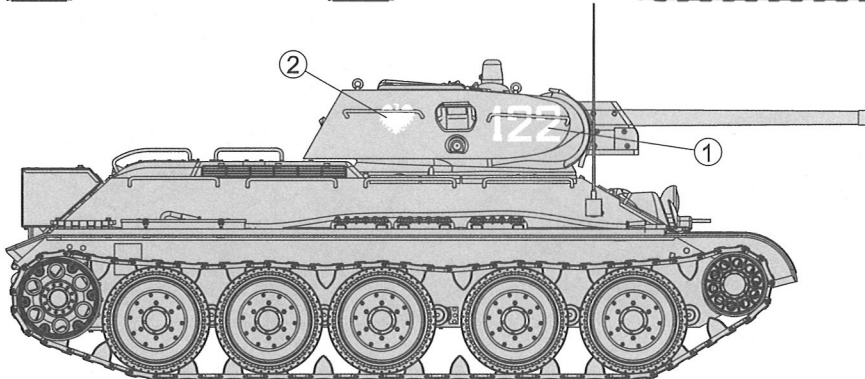
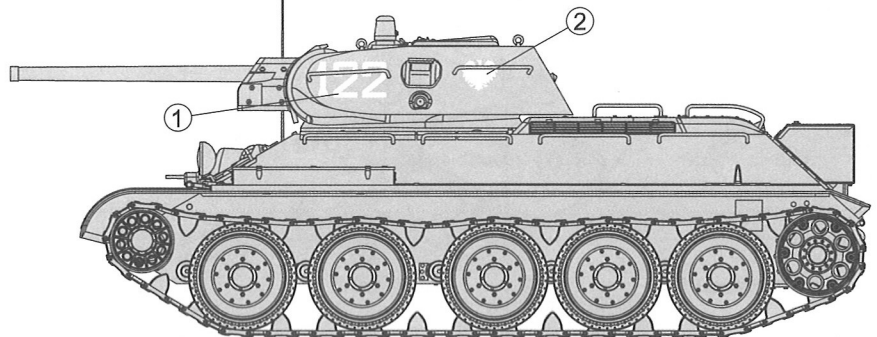
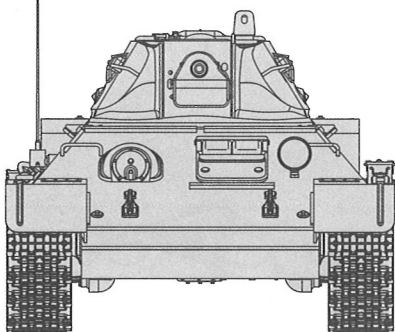


A

1st Tank Brigade, Polish First Army, Pomorze, 1945.

波蘭第一軍第一裝甲旅, 1945年, 波美拉尼亞

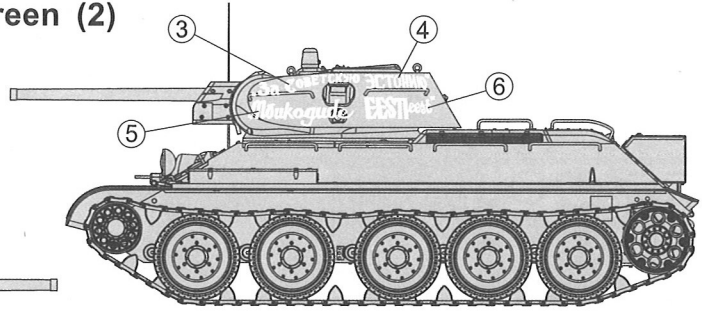
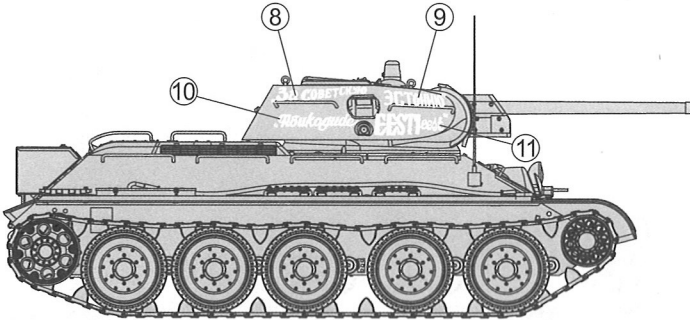
Body Color:  Russian Green (2)



**B** 45th Tank Regiment, Eastern Front 1943.


第四十五裝甲團, 1943年東線

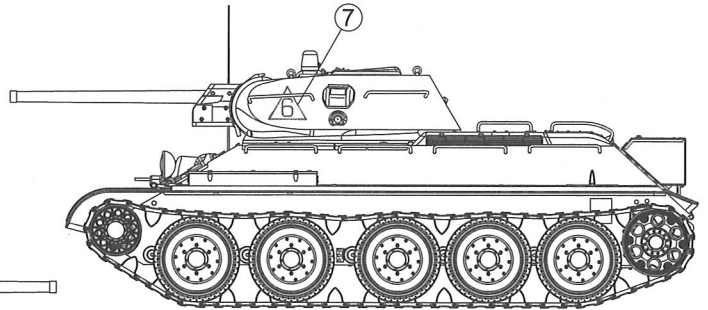
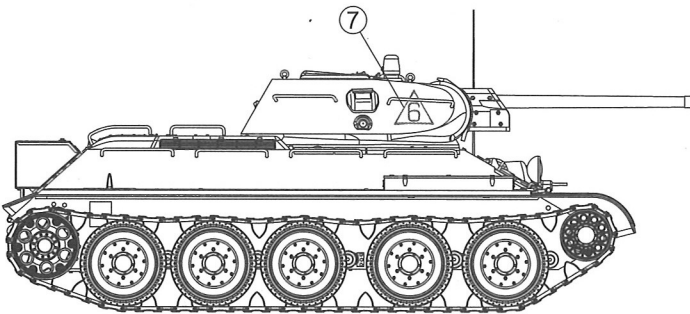
 Body Color:  Russian Green (2)





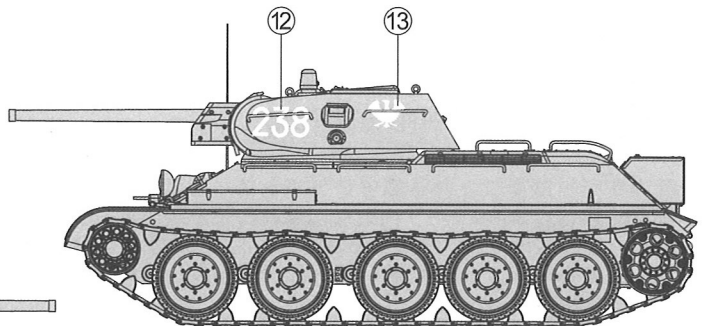
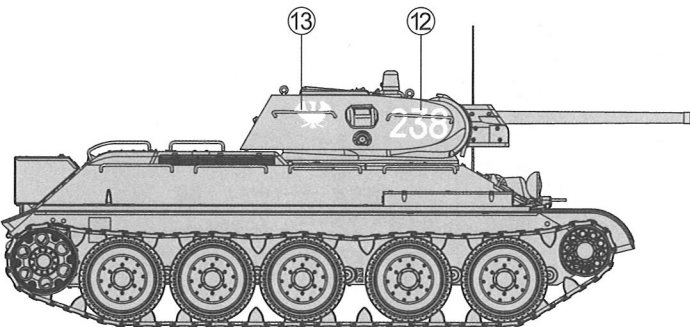
**C** Early spring of 1943.

1943年早春

 Body Color:  Flat White

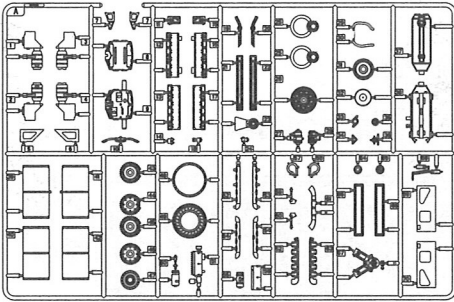


**D**  Body Color:  Russian Green (2)

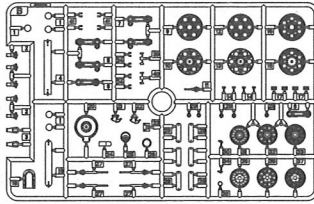


# PARTS LIST 零件表


**A**X1



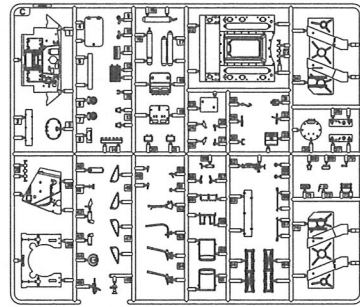
**B**X2



**J**X1



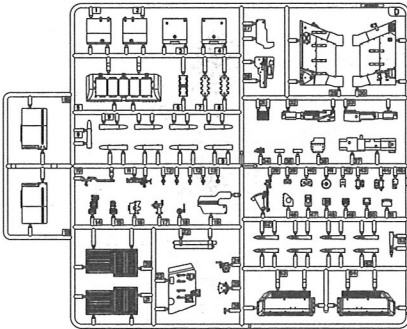
**C**X1



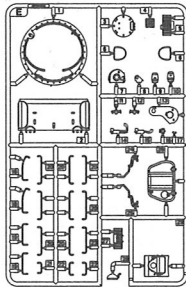
**L**X2



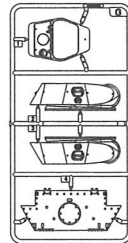
**D**X1



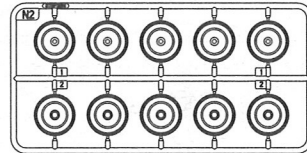
**E**X1



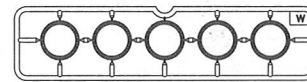
**F**X1



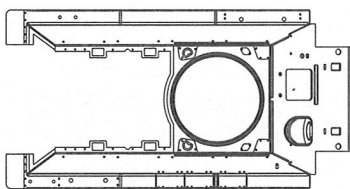
**G**X2



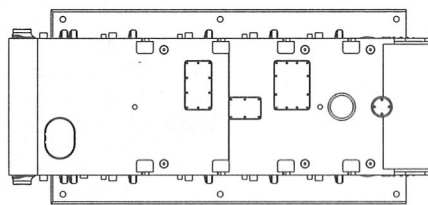
**I**X4



**N**X1

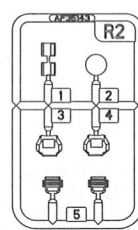


**M**X1

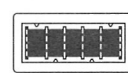


**S** — X8 — X2

**H**X1



**O**X1



**U**X1



## Instructions:

If for some reason, you are not fully satisfied or have questions concerning our product; Please use the form provide, and send it to our nearest representative or mail it directly to our office.

We will deal with that A.S.A.P.



## AF 35143 Parts Replacement Form

- |                                  |                                  |                                  |
|----------------------------------|----------------------------------|----------------------------------|
| <input type="checkbox"/> A parts | <input type="checkbox"/> G parts | <input type="checkbox"/> N parts |
| <input type="checkbox"/> B parts | <input type="checkbox"/> H parts | <input type="checkbox"/> P parts |
| <input type="checkbox"/> C parts | <input type="checkbox"/> I parts | <input type="checkbox"/> S parts |
| <input type="checkbox"/> D parts | <input type="checkbox"/> J parts | <input type="checkbox"/> U parts |
| <input type="checkbox"/> E parts | <input type="checkbox"/> L parts |                                  |
| <input type="checkbox"/> F parts | <input type="checkbox"/> M parts |                                  |

Reason for replacement:  Missing  
 Broken

Signature: \_\_\_\_\_

限臺灣地區使用 For Taiwanese use only!



## AF 35143 零件補充申請表

申請人  
姓名 地址 電話

- |                                 |          |
|---------------------------------|----------|
| <input type="checkbox"/> A 部品零件 | NT\$ 260 |
| <input type="checkbox"/> B 部品零件 | NT\$ 300 |
| <input type="checkbox"/> C 部品零件 | NT\$ 200 |
| <input type="checkbox"/> D 部品零件 | NT\$ 200 |
| <input type="checkbox"/> E 部品零件 | NT\$ 160 |
| <input type="checkbox"/> F 部品零件 | NT\$ 260 |
| <input type="checkbox"/> G 部品零件 | NT\$ 180 |
| <input type="checkbox"/> H 部品零件 | NT\$ 150 |
| <input type="checkbox"/> I 部品零件 | NT\$ 120 |
| <input type="checkbox"/> J 部品零件 | NT\$ 160 |
| <input type="checkbox"/> L 部品零件 | NT\$ 180 |
| <input type="checkbox"/> M 部品零件 | NT\$ 180 |
| <input type="checkbox"/> N 部品零件 | NT\$ 180 |
| <input type="checkbox"/> O 部品零件 | NT\$ 160 |
| <input type="checkbox"/> S 部品零件 | NT\$ 80  |
| <input type="checkbox"/> U 部品零件 | NT\$ 160 |

+郵寄費 ——— NT\$ 80  
(請填)總計NT\$ \_\_\_\_\_

零件補充原因:(請於  打 )  
原包裝即  遺失或  毀損,  
製作途中  遺失或  毀損,  
其他原因 \_\_\_\_\_

總代理戰鷹企業 客服部收本公司將儘速為您處理。  
請將本表與該部品相同金額之郵政匯票一同寄至。